

Cable junction boxes for "offshore applications" with box walls without cable entries



KD 4250



IP 66/67

RAL 9011

IP 66/67

RAL 9011

PC

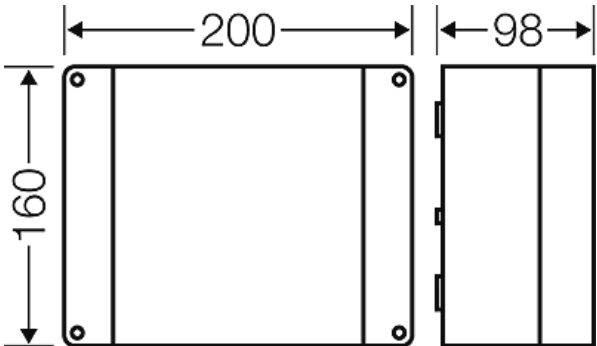


- DISCONTINUED TYPE
- without terminals
- "Offshore applications"
- acid-resistant lid screws made of stainless steel
- box walls without knockouts
- wall surface can be drilled individually for cable entry max. M 40
- burning behaviour 960° C; UL Subject 94: 5 V
- colour: black, RAL 9011

wall thickness of the bottom part	3 mm
Degree of protection:	IP 66 / IP 67 temporary submersion up to 1 meter, max. 15 minutes
Material:	impact-resistant PC 5 polycarbonate
mounting width	173 mm
mounting height	133 mm
max. installation depth	79 mm
width	200 mm
height:	160 mm
depth	98 mm
Weight	0,578 kg
in accordance with	IEC 60 670-22
in accordance with	Det Norske Veritas Certificate No. E-9693 Germanischer Lloyd Certificate No.: 12 941 - 11 HH Russian Maritime Register of Shipping, technical documentation is approved by the letter No. 250-011-2-39

Drawings

Dimension drawing



Cable junction boxes for "offshore applications" with box walls without cable entries



KD 4250





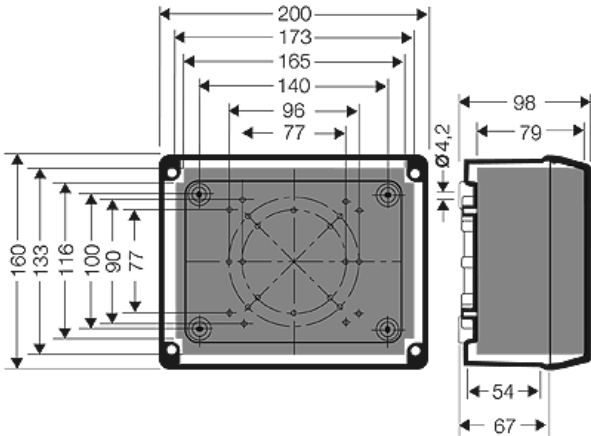




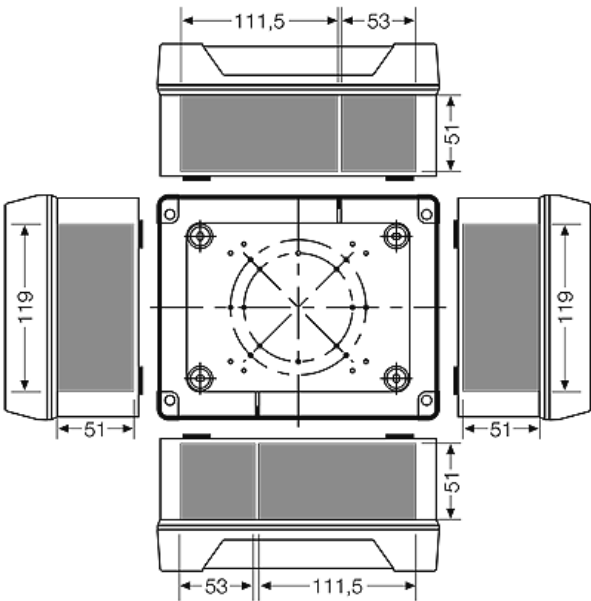





Detail mass



Box walls



Operating and ambient conditions

Application area	Suitable for use in offshore areas, for indoor installation (normal environment and /or protected outdoor) and outdoor installation (harsh environment and /or outdoor) To reduce the formation and accumulation of condensed water see technical information.
Resistant to occasional cleaning procedures (direct jet)	Resistant to occasional cleaning procedures (direct jet) with high-pressure cleaner without additives, water pressure: max. 100 bar, water temperature: max. 80° C, distance => 0,15 m, in accordance with the requirements IP 69K, enclosure and cable glands at least IP 65
Ambient temperature	Average value over 24 hours + 55 °C Maximum value + 70 °C Minimum value - 25 °C
Fire protection in the event of internal faults	Demands placed on electrical devices from standards and laws Minimum requirements - Glow wire test in accordance with IEC 60 695-2-11: - 650°C for boxes and cable glands - 850°C for parts of

Cable junction boxes for "offshore applications" with box walls without cable entries



KD 4250












insulating material necessary to retain current carrying parts in position

Burning behaviour	Glow wire test IEC 60 695-2-11: 960 °C UL Subject 94: 5 V flame resistant self-extinguishing
Degree of protection against mechanical load	IK08 (5 Joule)
Toxic behaviour	halogen-free silicone-free "halogen-free" in accordance with the examination of the cables and insulated wires - corrosiveness of fumes - as per IEC 60 754-2

Note: For material properties see technical data.