


Electromechanical time switches

BIO

DIMENSIONS (mm)

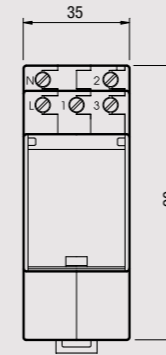
CONNECTION DIAGRAM

Electromechanical time switch with trippers for household use.

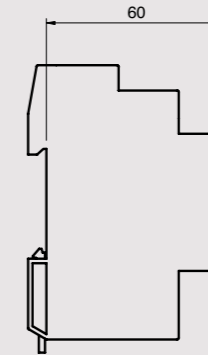


- 1 Manual selector
- 2 Quadrant
- 3 Time index
- 4 Container: 2 DIN modules

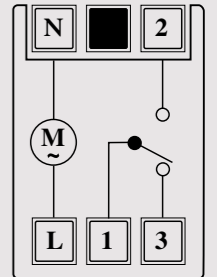
Front view



Side view



Diagram



TIME AND MANAGEMENT

TECHNICAL INFORMATION

DAILY/WEEKLY TIME SWITCHES

- Daily, weekly programming
- Power supply 230 V 45/60 Hz
- Fastening on DIN rail



GENERAL CHARACTERISTICS

Power supply	V AC	230 (- 15% ÷ +10%)
Frequency	Hz	50 / 60
Absorption	W	0.5
Output		Relay with change-over contact 16 (4) A / 250 V AC
Mechanism		Stepping motor with quartz crystal oscillator

Charge reserve	100 h after charging uninterrupted of 48 h
Operating precision	± 1 second a day at 22°C
Operating temperature	°C -10 ÷ +50
Insulation	Class II
Degree of protection	IP 20

	BIO-D	BIO-W
Quadrant	1 of 24 hours	1 of 7 days
No of trippers	96	84
Minimum intervention time	15 min	2 hours

Code	Model	Description	Quadrant	N° trippers
VE087300	BIO-D	Daily mechanical time switch	24 h	96
VE088100	BIO-W	Weekly mechanical time switch	7 days	84

REFERENCE STANDARDS

Compliance with Community Directives: 2014/35/EU (LVD) • 2014/30/EU (EMCD) is declared with reference to the following Harmonized Standards: EN 60669-2-3 • EN 61000-6-1 • EN 61000-6-3