

Technical data sheet

Combination arrester, 3-pole + NPE

Item no. 5096879



Combination arrester, type 1+2, 4-pole, for use in TT and TN-S networks.

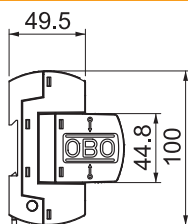
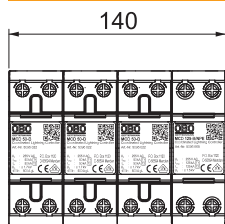
Completely pre-terminated and ready for connection, consisting of:
 3x MCD 50-B: Coordinated lightning current arrester, type 1+2 to EN 61643-11 and
 1x MCD 125-B/NPE: Coordinated N-PE spark gap, type 1+2 to EN 61643-11. For interface 0 to 2 (LPZ) in accordance with lightning protection zone concept to IEC 61312-1 and/or VDE 0185-305.

- Lightning protection equipotential bonding to VDE 0185-305 (IEC 62305)
- Lightning current arresting capacity to 50 kA (10/350) per pole and up to 125 kA (10/350) in total
- Protection level < 1.7 kV allows device protection
- Short-circuit resistance 10 kA, arrester backup fuse to 500 A gL/gG
- Suitable for use in pre-meter area according to VDE-AR-N 4100
- Encapsulated, non-extinguishing spark gaps

Application: Industrial systems and buildings with external lightning protection of the classes I to IV.



Dimensions



Length	100,00 mm
Width	140,00 mm
Height	69,00 mm

Master data

Item no.	5096879
Type	MCD 50-B 3+1
Description 1	Coordinated Lightning Controller
Description 2	set for TT and TNS networks
Dimension	255V
Smallest sales unit (VG)	1,00 Piece
Weight	168,00 kg/100 pc.

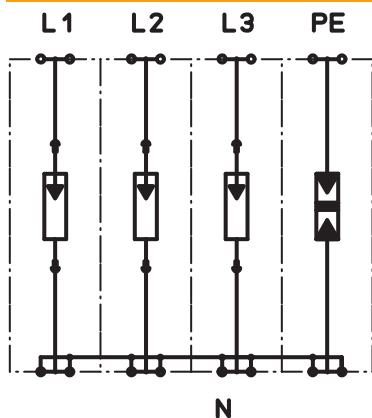
Technical data sheet

Combination arrester, 3-pole + NPE

Item no. 5096879



Technical data



SPD to EN 61643-11	Type 1+2
SPD to IEC 61643-11	Class I+II
Test class, type 1	<input checked="" type="checkbox"/>
Test class, type 2	<input checked="" type="checkbox"/>
Nominal voltage	230,00 V
Maximum continuous voltage AC	255,00 V
Max. continuous operating voltage	255,00 V
Maximum continuous voltage (L-N)	255,00 V
Maximum continuous voltage (N-PE)	255,00 V
Nominal discharge current (8/20)	50 kA
Nominal discharge current (8/20 µs) [L-N]	50,00 kA
Nominal discharge current (8/20 µs) [N-PE]	125,00 kA
Rated current	125,00 A
Impulse discharge current (10/350)	50,00 kA
Lightning impulse current (10/350) (N-PE)	125,00 kA
Lightning impulse current (10/350) (L-N)	50,00 kA
Lightning surge current (10/350)	125,00 kA
Arrester surge current (8/20) [total]	125,00 kA
Protection level	< 1,7 kV
Protection level [L-N]	1,70 kV
Protection level (L-N)	< 1,7 kV
Protection level (N-PE)	< 1,5 kV
Follow current quenching capacity (eff) [N-PE]	0,10 kA
Follow current quenching capacity left	10,00 kA
Response time	<100 ns
Maximum back-up fuse	500,00 A
Temperature range	-40-+85 °C
Pole version	3+N/PE
Pole number	1,00
Version	3+NPE
Version	3 + NPE
Mounting type	Hat rail 35 mm
Installation type	DIN rail 35 mm
Protection rating	IP20
Protection rating	IP 20
Approvals	VDE
Blow-out	<input type="checkbox"/>
Size	8 part units
Division unit TE (17,5 mm)	8
Remote signalling	<input type="checkbox"/>
Telecommunications contact	<input type="checkbox"/>
Connection cross-section, flexible	10,00 - 25,00 mm ²
Connection cross-section, rigid	10,00 - 50,00 mm ²
Connection cross-section, multi-wire	10,00 - 35,00 mm ²

Technical data sheet

Combination arrester, 3-pole + NPE

Item no. 5096879



Technical data

Signalling on device None