


Technical data sheet

PV surge protection V20, 600 V DC with remote signalling

Art.-Nr. 5094576



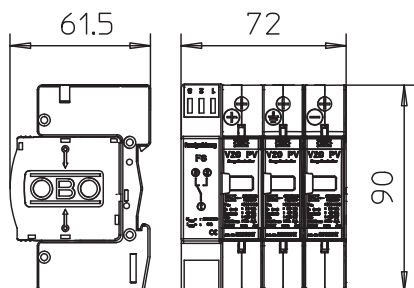
V20 surge arrester, type 2, for PV systems with FS contact as potential-free changeover

- Complete unit, consisting of plug-in varistor arrester with cut-off unit
- Error-resistant Y circuit for use according to VDE 0100-712 (EN 50539-12)
- For surge protection equipotential bonding to VDE 0100-443 (IEC 60364-4-44)
- Arresting capacity to 40 kA (8/20) per pole
- Low DC protection level: < 2.6 kV (Uoc max = 600 V DC)
- Arrester, connectable with thermodynamic cut-off unit and visual function display
- Encapsulated, zinc oxide varistor arrester for use in distributor housings

Application: PV systems with or without separate lightning protection system



Dimensions



Master data

Item no.	5094576
Type	V20-C 3PHFS-600
Description 1	SurgeController V20
Description 2	three-pole for PV systems + RS
Dimension	600V DC
Smallest sales unit	1,00 Piece
Weight	41,50 kg/100 pc.

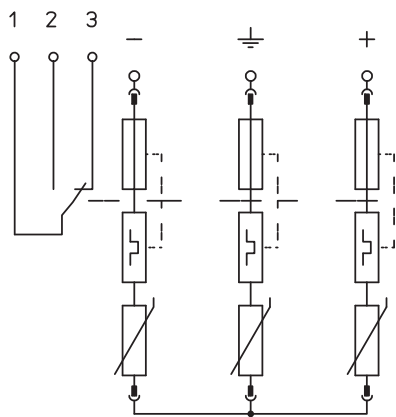
Technical data sheet

PV surge protection V20, 600 V DC with remote signalling

Art.-Nr. 5094576



Technical data



SPD to EN 61643-11	Type 2
SPD to IEC 61643-11	Class II
Test class, type 2	<input checked="" type="checkbox"/>
Maximum continuous voltage DC	600,00 V
U max DC	600,00 V
Nominal discharge current (8/20)	20 kA
Maximum discharge current (8/20 µs)	40,00 kA
Protection level	< 2,6 kV
Response time	< 25 ns
Maximum back-up fuse	125,00 A
Temperature range	-40+80 °C
Pole version	3
Version	3-pole for PV systems; Y circuit with FS
Version	3-pole
Mounting type	Hat rail 35 mm
Protection rating	IP20
Protection rating	IP 20
Blow-out	<input type="checkbox"/>
Size	4 part units
Division unit TE (17.5 mm)	4
Telecommunications contact	<input checked="" type="checkbox"/>
Max. cable cross-section flexible (fine-wire)	25,00 mm ²
Max. cable cross-section rigid (single wire/multi-wire)	35,00 mm ²
Connection cross-section, flexible	2,50 - 25,00 mm ²
Connection cross-section, rigid	2,50 - 35,00 mm ²
Connection cross-section, multi-wire	2,50 - 35,00 mm ²
Signalling on device	Visual